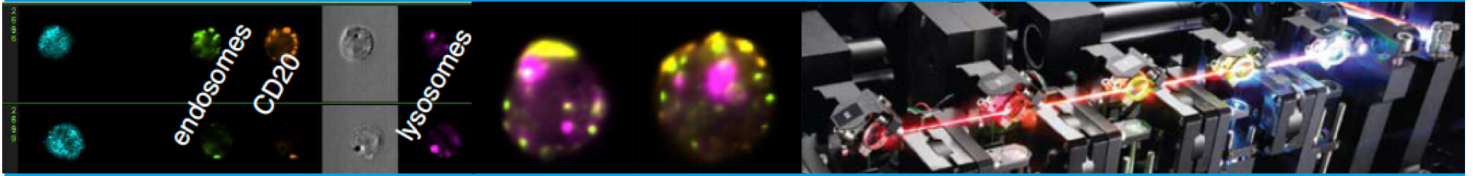


# SEMINAR ANNOUNCEMENT



## Amnis Imaging Flow Cytometry Systems: What can Imaging in Flow do for You?

Presentation by Rob Thacker

*Amnis – a part of MilliporeSigma*

Tuesday, July 17th, @ 10:00 am – 11:00 am

**Location: BPS 1425**

**Host: Flow Cytometry Core**

**Q&A session to follow**

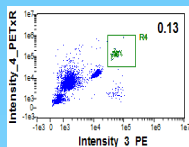
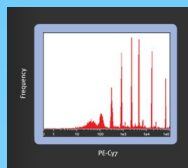
Advanced Cell Cycle

Apoptosis

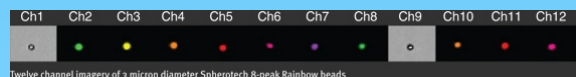
Phagocytosis Assays

Marker Co-localization

Microparticle Quantification



High Sensitivity  
Rare Event Analysis  
12 channel imaging

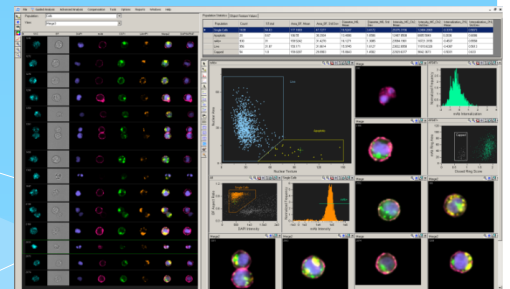


- Overview of Technology

- Survey of Unique Assays

- Application Examples

- In Depth Analysis



**Millipore  
Sigma**

The life science business of Merck KGaA, Darmstadt, Germany operates as MilliporeSigma in the U.S. and Canada.

**amnis**  
a part of MilliporeSigma  
[www.emdmillipore.com/amnis](http://www.emdmillipore.com/amnis)